

CUBE

on canning

422 Canning Highway, Attadale





Modern and timeless design

Cube on Canning aspires to set a new benchmark for sustainable, simplistic and restorative apartment living. Textures, patterns and clean-lined details are partnered with robust and durable materials to ensure a lasting quality for its owners and the community. Inspired by the lush adjacent parklands, it also centres around an open landscaped core to enhance light and bright internal spaces and gentle cross breezes.

Less is more at Cube on Canning, with subtle sculptural accents and varied textures to provide interest and detail to the elevation. A concrete canopy runs the site's width while the front façade boasts face brickwork, ceramic tiles, off-form concrete and painted steel to create a robust and enduring palette ready to stand the test of time for durability and sustainability.

Emerald handmade Japanese mosaic tiles exist in harmony with the landscaped greenery, plus artwork by renowned sculpturer Stuart Green of Big Spoon Art and beautiful verge gardens form a tactile and textured organic entry to your new calm oasis.

Modern, zen inspired living spaces

Escape the working world's everyday noise and return home to living spaces that embody sleek, modest and uncluttered aesthetics, enriched by warm, textured and natural materials.

Designed by acclaimed CAPA Architects and grounded by the principles of Japandi style, these 1 and 2 bedroom apartments deliver the perfect blend of executive elegance and minimalism.









Relax and revive in calm spaces

Calm horizons are ahead in this space which honours relaxation and rejuvenation. From the plush wool carpets underfoot to the interiors' muted tones, every last detail in these bedroom sanctuaries are carefully curated to restore and revive your senses.

The perfect accompaniment are ensembles which champion modern minimalism. Beset by clean lines and contemporary finishes including on trend round concrete basins in French Grey or Greenstone and linear stacked Petite Bella wall tiles, they combine to create an oasis of on-trend tranquility.

Each apartment is configured to capture an abundance of natural light. Cube on Canning is anchored by Japandi accents which combines Scandi simplicity with the Japanese principle of 'wabi-sabi' or imperfect beauty. Emboldened by clean lines, these Zen-inspired living spaces are pared back to be sustainable while still encouraging creative individuality.









Outdoor areas for all occasions

Step out in style to soak up the great outdoors or the cooling breezes of the Fremantle Doctor, with alfresco areas for every occasion. In the sunken courtyards of the two ground floor apartments, celebrations beckon, with these open-air oases ideal for weekend get-togethers or unplugging from everyday life.

All other apartments benefit from balconies finessed by sleek black steel balustrades which add a fine filigree to the front elevation. The southern aspect apartments overlook the greenery of Melville Park and the northern top floor apartments bask in expansive views from the sparkling city, over the Swan River and out to Fremantle and Rottnest.

Room to work, rest and play

Today's working environment has changed with working from home becoming the new norm.

Whether you are an entrepreneur, running your own business, freelancer or working remotely from your office, it is important to carve out a creative space for when work duties call.

Cube on Canning was thoughtfully designed with integrated living and working in mind, with streamlined and sleek interiors that offers a flexible haven to meet your needs for work, rest and play.







Interior Colour Scheme 1

Riverstone

The essence of subtle simplicity, Riverstone unites the cooling hues of whites, neutrals, warm wood tones and a touch of grey to create the ultimate Zen ambience.

Grounded by a soothing palette of gentle tones in the kitchen which encompasses white stone benches and glossy Lume white luxe tiled splashbacks, they're anchored by the warmth of signature oak engineered timber floors and beech coloured cabinetry. The bathrooms echo these graceful tones, with concrete rock grey tiling unifying this minimalistic vision.



Interior Colour Scheme 2

Rivergarden

Embodying a sense of understated elegance, Rivergarden is the enticing amalgamation of whites, neutrals and cool wood tones compounded by an intoxicating touch of green.


A combination of timeless natural textures and upscale finishes, the warmth of the Silk and Maison Oak cabinetry in the kitchen is the perfect partner to the white mineral engineered stone benches that crown it. Lustrous green Lume Luxe tiles adorn the splashback and inject youthful charisma, as does the feature Greenstone concrete sink in the bathroom.









FRESHWATER
YACHT CLUB



MELVILLE
PLAZA




POINT
WALTER



MELVILLE
RESERVE



POINT WALTER
DOG BEACH



LEISURE FIT
MELVILLE



Prime location



An endless bounty of adventure and leisure beckons on the doorstep of Cube on Canning. Swap the greens of the parklands for the fairways of nearby Royal Perth Golf Club or Collier Park Golf Course. Meander along the South Perth foreshore and savour the city views which sparkle beyond the Swan River or take time out for a laidback lunch on weekends at Walter's River Café & Restaurant.

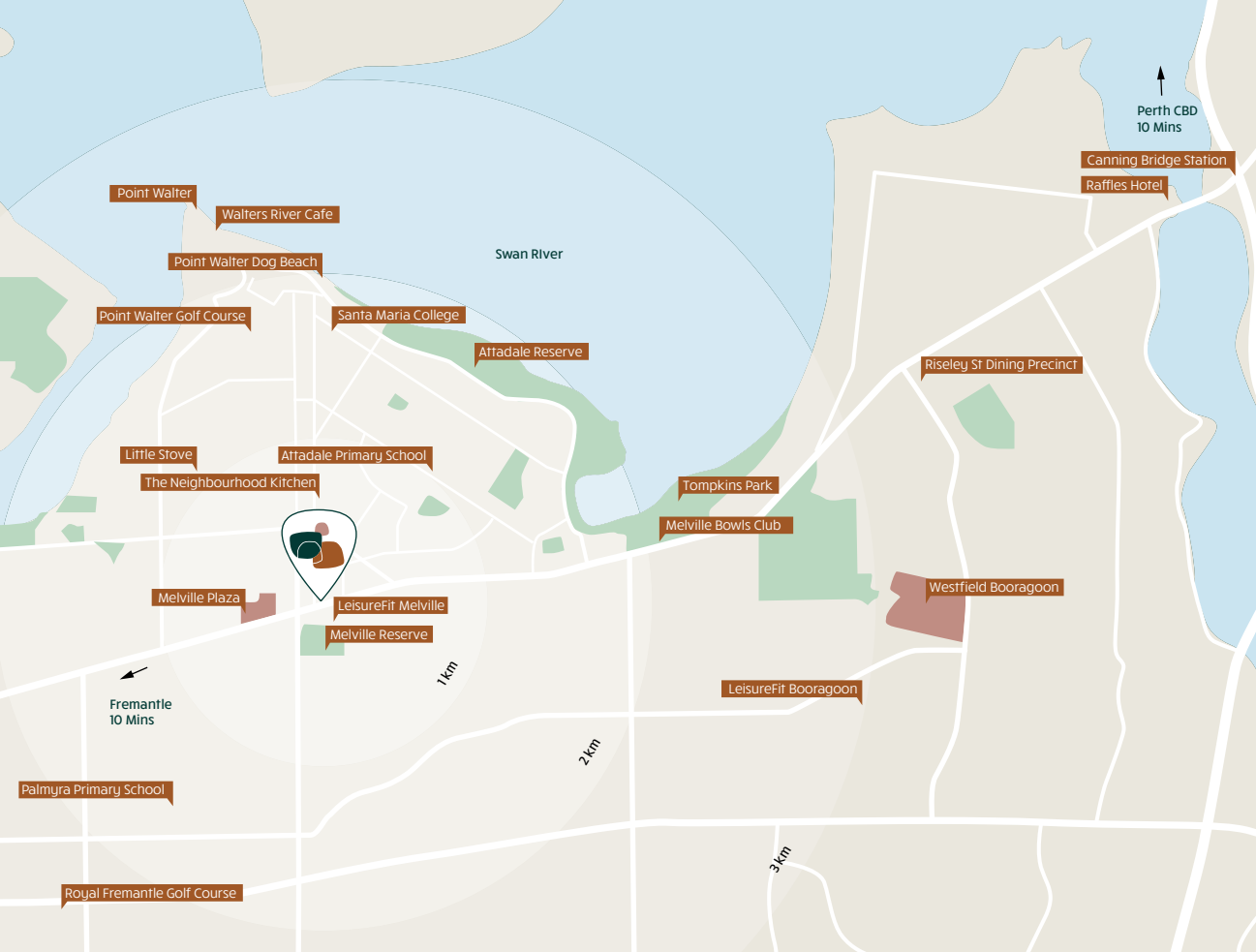
Along with public transport at your door and ample education options close by, the beaches and jetty of Point Walter will prove popular when you need to recharge by the water. All your shopping amenities are waiting for you at Westfield Garden City, under 5km away or take the quick 6km trip to vibrant Fremantle and indulge in craft beers, artisan coffees, or a host of pubs, restaurants, bars or late-night markets. If the city beckons, Perth CBD is only 15km away.

Everything at your doorstep

Cube on Canning is minutes from the mighty Swan River's southern banks. Less than two kilometres from your home the picturesque Point Walter precinct awaits, offering an active lifestyle with a dog park, sandy beach, boat ramp, jetty and ample walking and cycling tracks, it really does cater to everyone's ideal leisure pursuits. Factor in the panoramic views which stretch across the river to the city and you've just found your ideal vantage point for picnics, paddle boarding or even claiming your spot to watch the New Year's Eve fireworks light up the night sky.








Attadale at a glance

75m to Leisure Fit Melville
700m to Melville Plaza
2.2km to the Swan River
2.4km to Point Walter Dog Beach
2.8km to Point Walter
2.6km to Attadale Reserve
2.8km to Tompkins Park
5.5km to Westfield Garden City
6km to Canning Bridge IGA
6.1km to Fremantle
6.6km to Canning Bridge Bus Station

7km to South of Perth Yacht Club
7.7km to Neil McDougall Park
8.5km to Aquinas College
9.4km to Penrhos College
10.4km to Royal Perth Golf Club
10.6km to Curtin University
11km to Collier Park Golf Course
11.1km to South Perth Foreshore
11.3km to Angelo St Café Strip
13.1km to Perth Zoo
15km to Perth CBD



Disclaimer: All images are prepared before commencement of construction and are only an artist's impression. The seller, its officers, service providers and its employees make no representation or warranty regarding the accuracy of the images. Changes may be made to all aspects of the development in accordance with the seller's standard sale conditions. Interested parties should only rely on the terms of the seller's standard sale conditions and the plans and specifications included in it (subject to the seller's rights to vary those plans and specifications).



PROJECTS BY GRIFFIN

Western Australia

Manhattan, Applecross
Cube on Canning, Attadale
Abode, Como
Lucida, Como
Parkview, Como
Loft Haus, Leederville
204 Walcott, Menora
Broadway 135, Nedlands
Reside on Money, Northbridge
Coastal Edge, North Coogee
The Residence, Scarborough
One54 Tuart, Tuart Hill
Butler Medical Centre, Butler
Hamilton Hill Medical Centre, Rockingham

Victoria

Camberwell Apartments, Camberwell
Maple on Hastings, Hawthorn East

Adelaide

Calibre, Glenelg
Plympton Apartments, Plympton

New South Wales

Mosman, Sydney

Queensland

Paddington, Brisbane

AWARD WINNING DEVELOPMENT TEAM

Powered by

Griffin

griffin-group.com.au



Designed by

CAPA

carrierandpostmus.com

Built by

JCM / CONSTRUCTION

jcm.net.au

cubeoncanning.com.au | 1300 777 797